

Q1/2020

Financial results

Analyst and Investor Conference Call
30 April 2020



DEUTSCHE BÖRSE
GROUP

Summary Q1/2020 financial results

Strong net revenue growth in Q1/2020 to €915 million (+27%) mainly driven by exceptionally high volatility; secular growth initiatives continued positive contribution as planned (+8%).

Adjusted net profit increased by 33% to €387 million and the adjusted EPS amounted to €2.11.

Virtual AGM will take place on 19 May 2020; increase of 2019 dividend per share by 7% to €2.90 proposed (48% pay-out).

Despite strong start to the year, guidance for 2020 remains unchanged (~€1.20 billion adjusted net profit); this is mainly reflecting expected declines in some business areas over the course of the year (e.g. NII).

Streamlining of segment reporting (from 9 to 7) to further increase transparency regarding the Group's secular growth areas.

27%

net revenue growth

33%

net profit growth (adj.)

€2.90

dividend per share (proposed)

~€1.20bn

net profit guidance FY/20 (adj.)

7 segments


reclassification of Data & GSF

Group financials

Q1/2020 (€m)

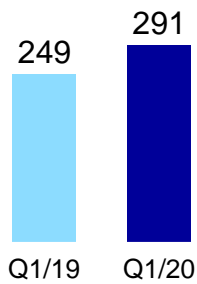
Net revenue

↗ +27%
↗ +24% (organic)
↗ + 8% (secular)




Operating cost

↗ +17%
↗ +10% (organic)



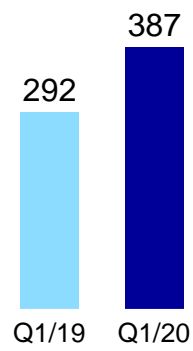
EBITDA

↗ +30%
↗ +29% (organic)



Net profit

↗ +33%
↗ +36% (organic)

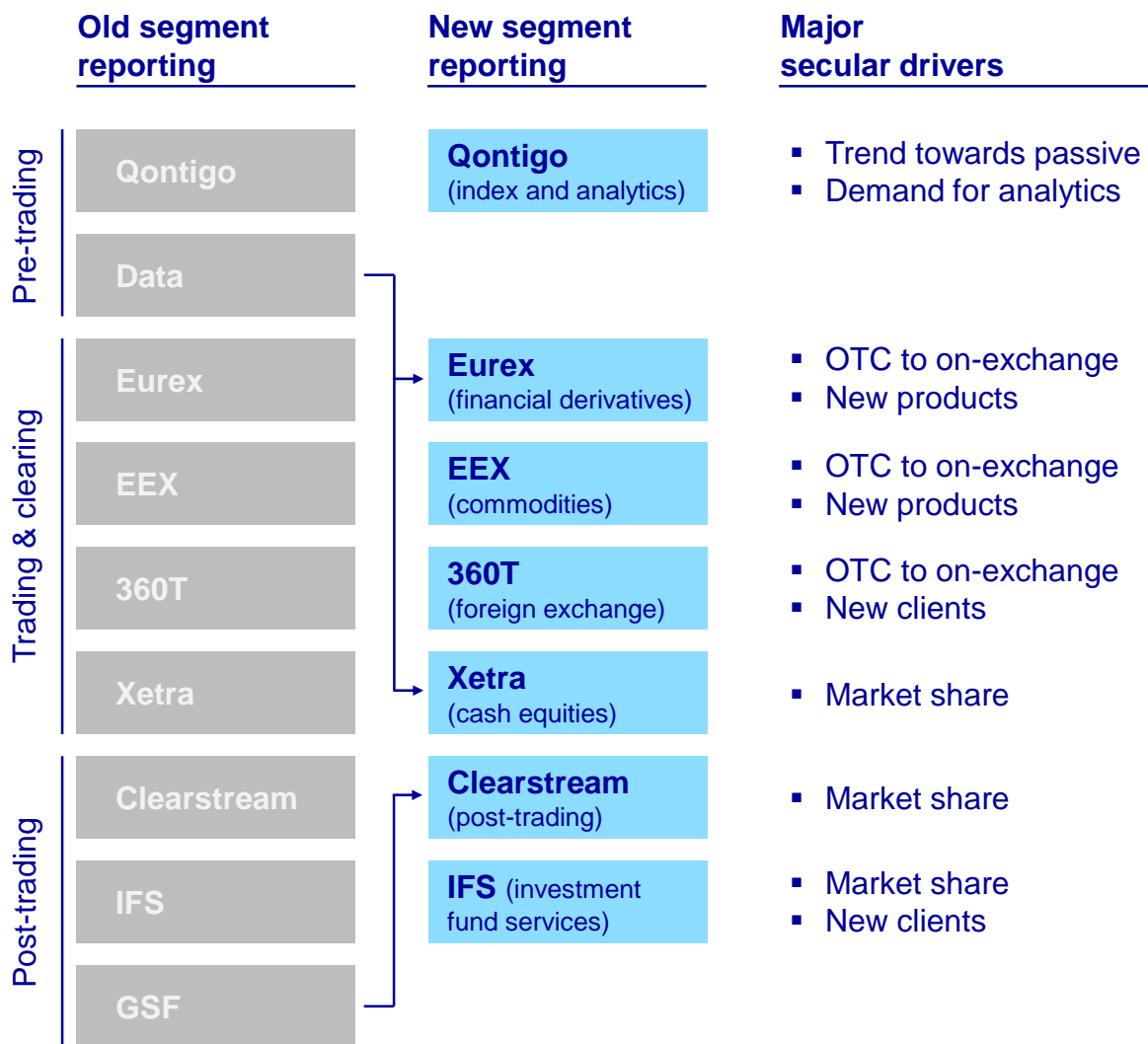


Note

Net interest income	€68m +9%
Exceptional cost items	€27m
Depreciation (adj.)	€62m +17%
Financial result	-€17m
Tax rate	26%
EPS (adj.)	€2.11 +33%

Note: Adjusted for exceptional items.

New segment reporting as of Q1/2020



Note

New segment reporting further increases focus on segments with greatest secular growth opportunities.

Trading data (Data segment) is allocated to the source of the data, Eurex and Xetra.

New Qontigo segment (Axioma + STOXX) is the Group's platform for advanced data and analytics.

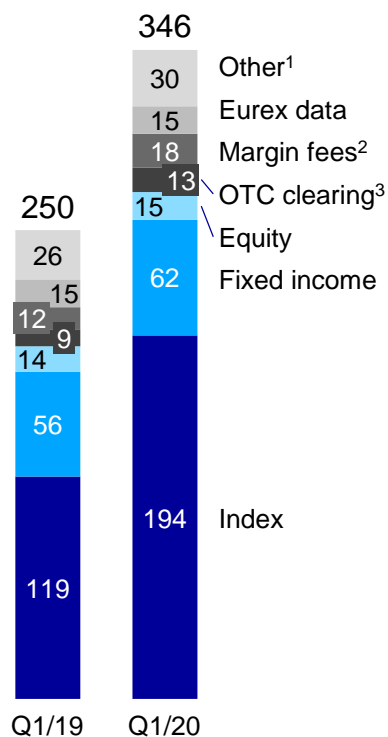
Collateral management (GSF segment) fully reintegrated in Clearstream segment.

Eurex (financial derivatives)

Q1/2020 (€m)


Net revenue

↗ +38%



EBITDA

↗ +42%



Business activity

Total derivatives contracts	631m +28%
Index derivatives contracts	381m +58%
Interest rate derivatives contracts	161m +10%
Equity derivatives contracts	86m -17%
OTC notional outstanding (avg.)	€17.6tr +49%
OTC notional cleared	€9.2tr +14%

Note: EBITDA adjusted for exceptional items.

1) Including net revenue from connectivity and member fees.

2) Including NII and securities collateral fee.

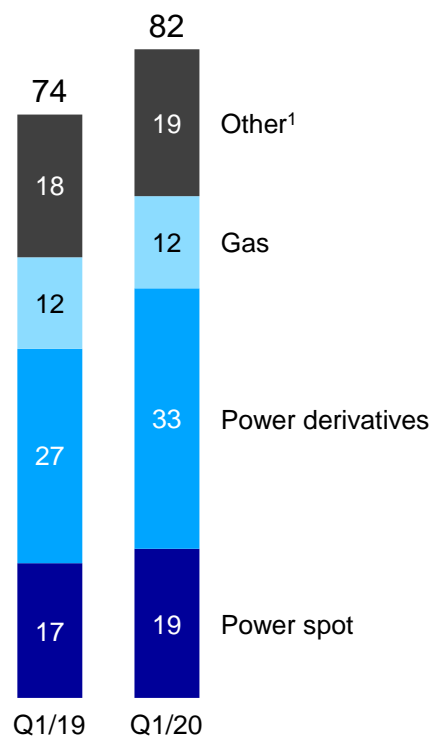
3) Including margin fees on OTC clearing related collateral.

EEX (commodities)

Q1/2020 (€m)


Net revenue

↗ +11%



EBITDA

↗ +20%



Business activity

Power spot	161 TWh +5%
Power derivatives	1,804 TWh +26%
Gas	761 TWh +30%

Note: EBITDA adjusted for exceptional items.

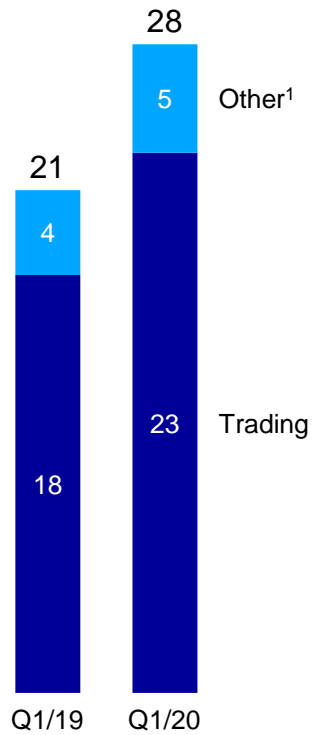
1) Including net revenue from connectivity, member fees and emission allowances.

360T (foreign exchange)

Q1/2020 (€m)

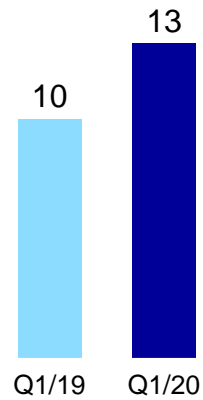
Net revenue

↗ +29%



EBITDA

↗ +31%



Business activity

Average daily volumes

€95bn
+25%

Note: EBITDA adjusted for exceptional items.

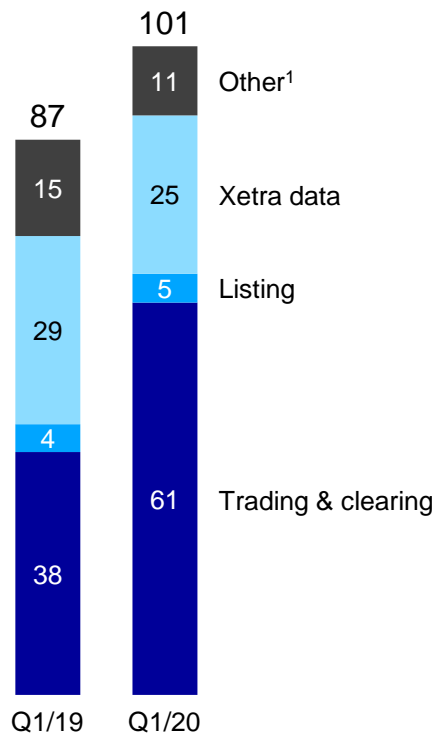
1) Including net revenue from connectivity and member fees.

Xetra (cash equities)

Q1/2020 (€m)


Net revenue

↗ +17%



EBITDA

↗ +25%



Business activity

Order book volume² Equities | €551bn
+64%

Order book volume² ETF, ETC, ETN | €78bn
+130%

Note: EBITDA adjusted for exceptional items.

1) Including net revenue from connectivity.

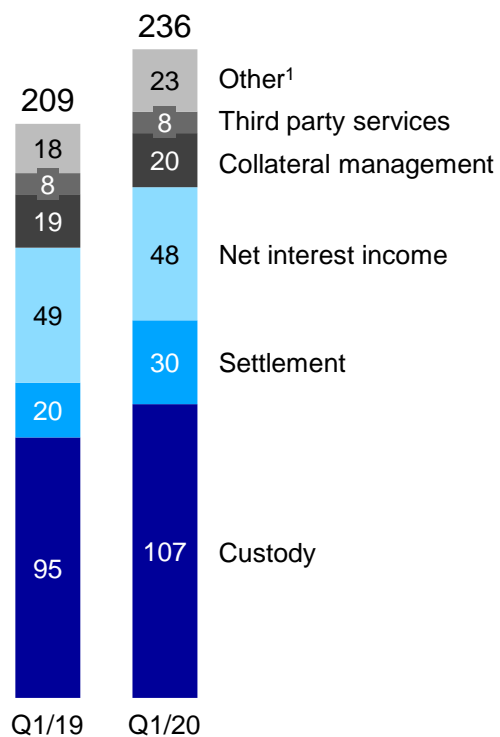
2) Xetra, Börse Frankfurt and Tradegate.

Clearstream (post-trading)

Q1/2020 (€m)


Net revenue

↗ +13%



EBITDA

↗ +16%



Business activity

Assets under custody	€11.8tr +4%
Settlement transactions (ICSD)	18.3m +37%
Cash balances total volume	€19.4bn +27%
t/o US dollars	€10.1bn +35%
Collateral outstandings	€504bn +16%

Note: EBITDA adjusted for exceptional items.

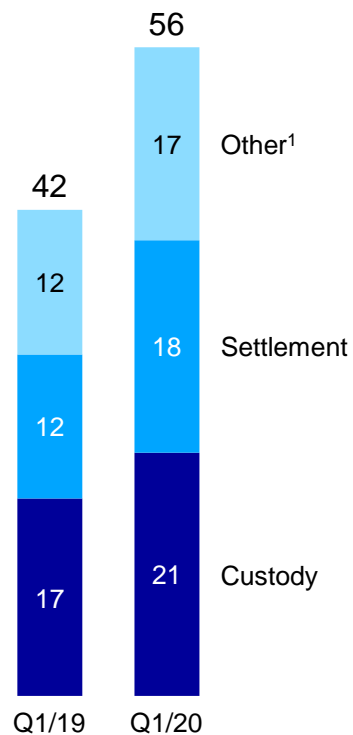
1) Including net revenue from connectivity, account services and reporting.

IFS (investment fund services)

Q1/2020 (€m)

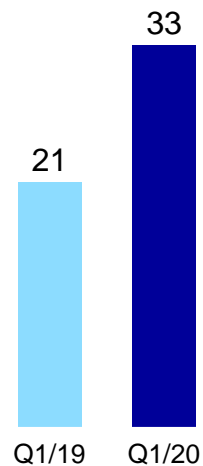
Net revenue

↗ +33%
↗ +28% (organic)



EBITDA

↗ +56%
↗ +54% (organic)



Business activity

Assets under custody	€2.7tr +12%
Settlement transactions	10.8m +69%

Note: EBITDA adjusted for exceptional items.

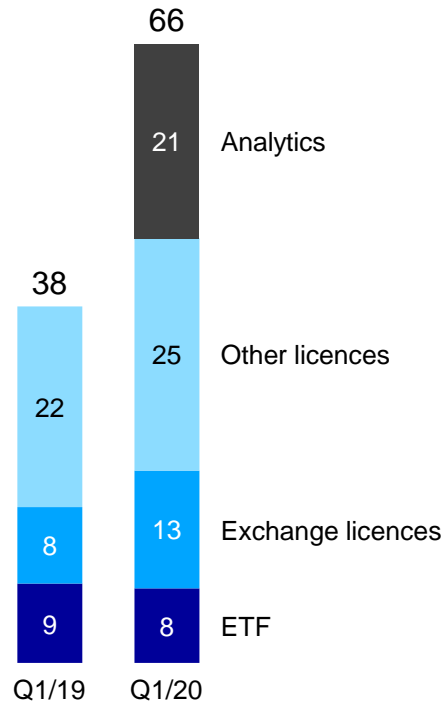
1) Including net revenue from connectivity, order routing, Clearstream Fund Desk and Ausmaq.

Qontigo (index and analytics business)

Q1/2020 (€m)


Net revenue

↗ +73%
↗ +20% (organic)



EBITDA

↗ +23%
↗ +13% (organic)



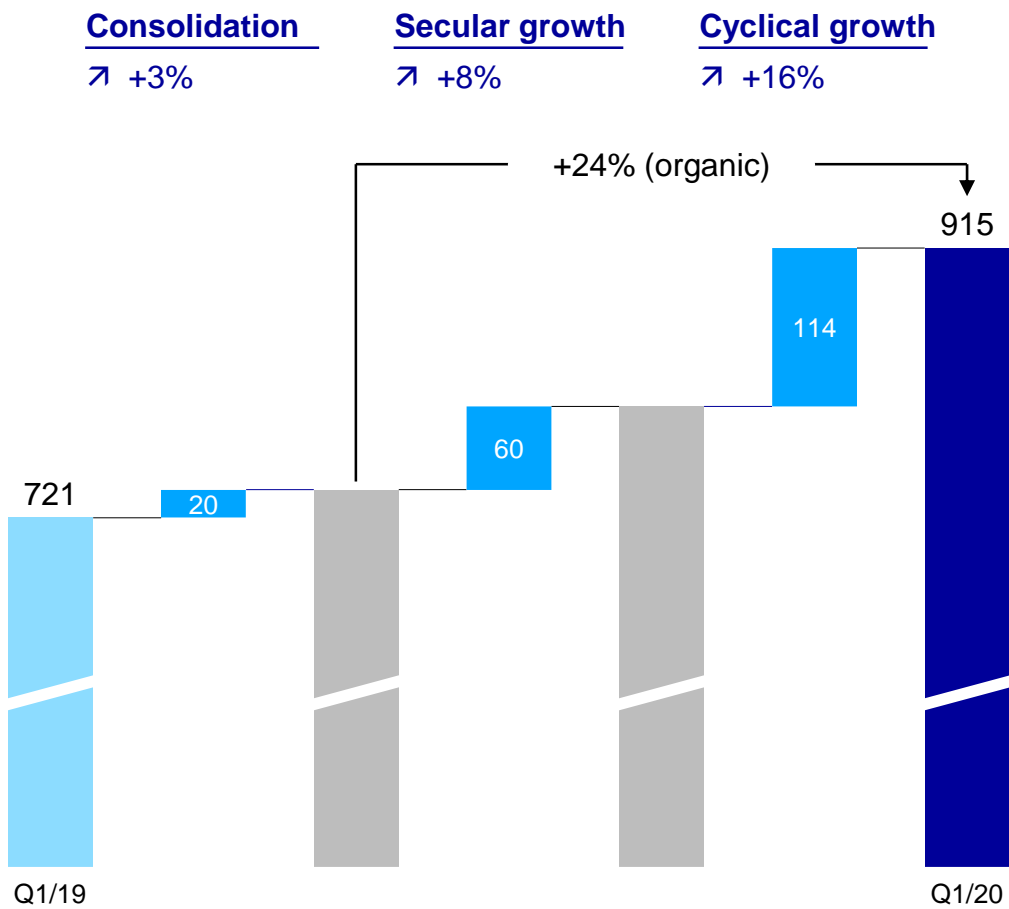
Business activity

ETF assets under management	€87bn -10%
Exchange licenses traded contracts	354m +60%

Note: EBITDA adjusted for exceptional items.

Secular growth trend remained intact

Q1/2020 (€m)



Note

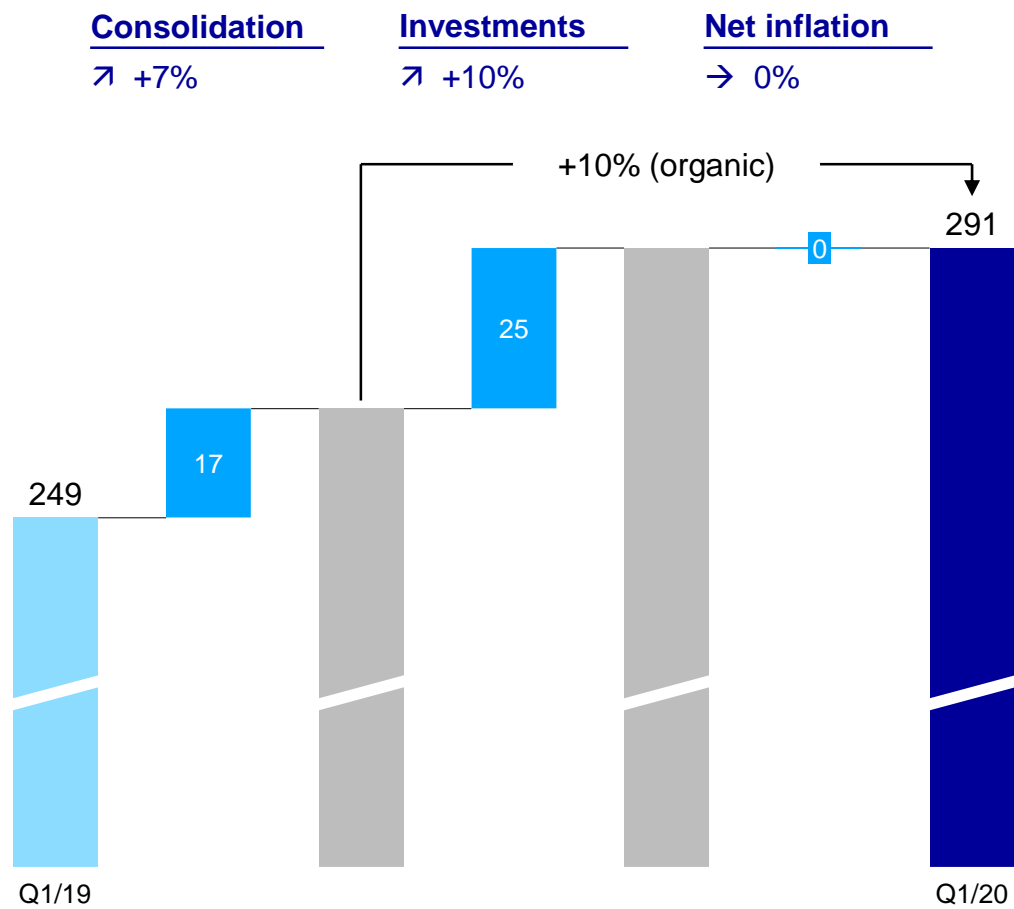
Consolidation effects mainly driven by Qontigo (Axioma) and a small contribution from IFS (Ausmaq).

All segments with positive secular growth contribution; very good progress at Eurex, 360T, IFS and Qontigo.

Cyclical growth mainly driven by exceptionally high volatility due to the Corona situation.

Operating cost development

Q1/2020 (€m)



Note

Consolidation effects mainly driven by Qontigo (Axioma) and a small contribution from IFS (Ausmaq).

Higher investments in growth and technology, increase in personnel, as well as additional operating costs due to Corona situation.

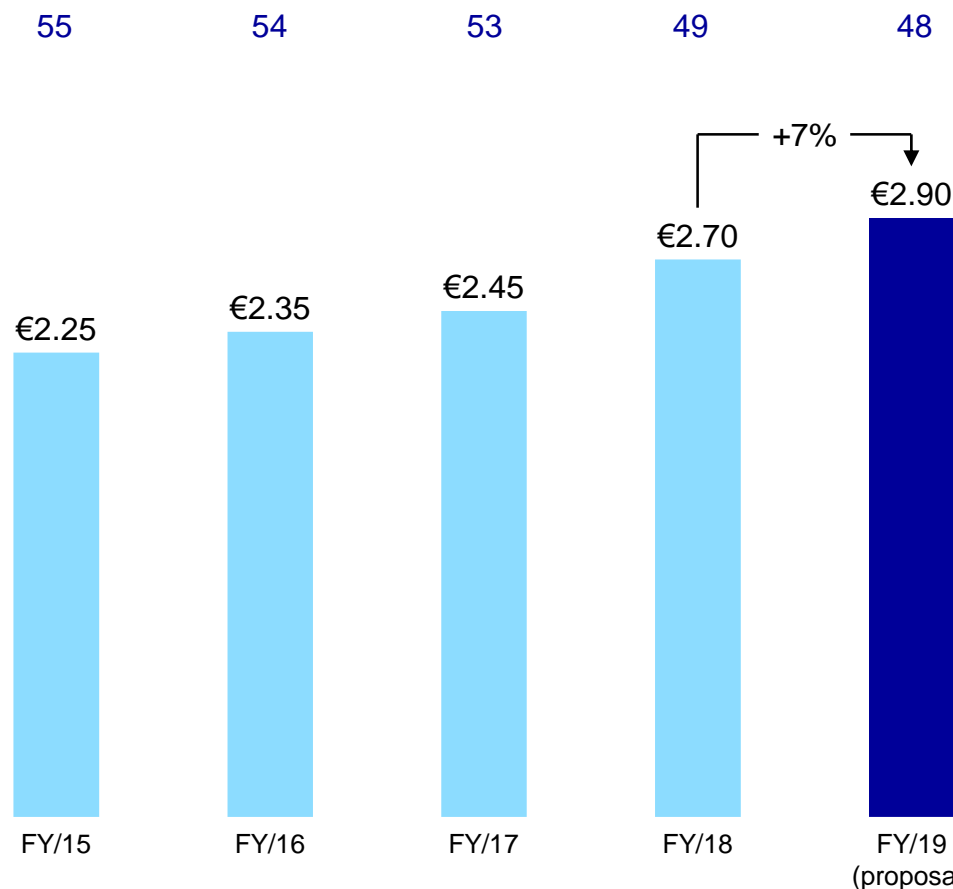
Inflationary pressures off-set by increase of operating efficiency.

Note: Adjusted for exceptional items.

Dividend per share and pay-out

FY/2019

Pay-out ratio (%)



Note: Adjusted for exceptional items.

Note

[Virtual AGM](#) will take place on 19 May 2020 – dividend of €2.90 proposed.

Deutsche Börse generally aims to distribute 40-60% of adjusted annual net profit to shareholders in form of the regular dividend.

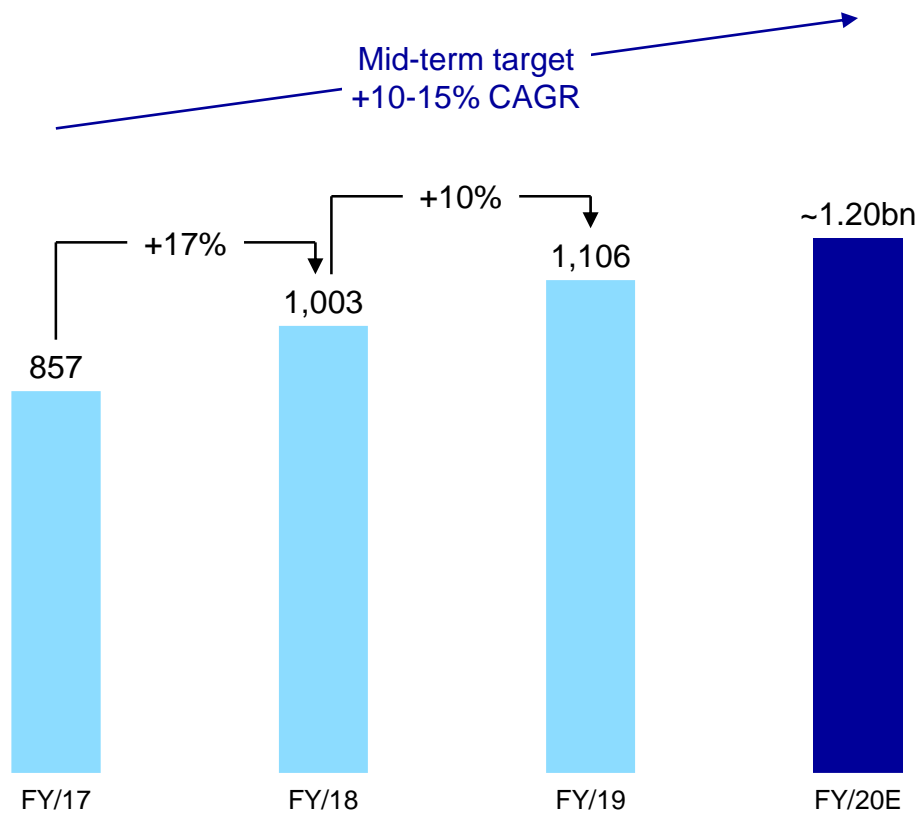
Within the 40-60% range, pay-out mainly depends on the business development and dividend continuity considerations.

Remaining free cash is planned to be reinvested into the business to support the Group's M&A strategy.

Outlook

FY/2020 (€m)

Net profit guidance



Note: Adjusted for exceptional items.

Note

Guidance for 2020 remains unchanged; strong start to the year expected to be off-set by cyclical headwinds in Q2-4/20 (e.g. NII).

For FY/2020 Deutsche Börse expects:

Continued secular net revenue growth of at least 5% and

around €1.20 billion adjusted net profit.

Appendix

Income statement – group level adjusted

(in €m)	Quarter ended 31 March 2020	Quarter ended 31 March 2019
Sales revenue	959.2	748.5
Net interest income from banking business	67.6	62.0
Other operating income	3.6	1.7
Total revenue	1,030.4	812.2
Volume-related costs	-115.6	-91.4
Net revenue	914.8	720.8
Staff costs	-191.3	-163.5
Other operating expenses	-99.8	-85.1
Operating costs	-291.1	-248.6
Net income from strategic investments	-3.9	3.3
Earnings before interest, tax, depreciation and amortization (EBITDA)	619.8	475.5
Depreciation, amortization and impairment losses	-61.7	-52.9
Earnings before interest and tax (EBIT)	558.1	422.6
Financial result	-16.5	-16.9
Earnings before tax (EBT)	541.6	405.7
Income tax expense and other tax	-140.8	-105.4
Net profit for the period	400.8	300.3
thereof attributable to Deutsche Börse shareholders	387.4	291.9
thereof attributable to non-controlling interests	13.4	8.4
Earnings per share (basic) (€)	2.11	1.59

Income statement – group level reported

(in €m)	Quarter ended 31 March 2020	Quarter ended 31 March 2019
Sales revenue	959.2	748.5
Net interest income from banking business	67.6	62.0
Other operating income	3.6	1.7
Total revenue	1,030.4	812.2
Volume-related costs	-115.6	-91.4
Net revenue	914.8	720.8
Staff costs	-196.1	-177.1
Other operating expenses	-122.3	-96.1
Operating costs	-318.4	-273.2
Net income from strategic investments	-3.9	3.3
Earnings before interest, tax, depreciation and amortization (EBITDA)	592.5	450.9
Depreciation, amortization and impairment losses	-62.0	-53.1
Earnings before interest and tax (EBIT)	530.5	397.8
Financial result	-16.5	-16.9
Earnings before tax (EBT)	514.0	380.9
Income tax expense and other tax	-133.4	-97.3
Net profit for the period	380.6	283.6
thereof attributable to Deutsche Börse shareholders	367.2	275.2
thereof attributable to non-controlling interests	13.4	8.4
Earnings per share (basic) (€)	2.00	1.50

Income statement – segmental level I/II

	Eurex (financial derivatives)		EEX (commodities)		360T (foreign exchange)		Xetra (cash equities)	
(in €m)	Q1/20	Q1/19	Q1/20	Q1/19	Q1/20	Q1/19	Q1/20	Q1/19
Net revenue	346.3	250.3	81.8	73.6	27.6	21.4	101.4	86.8
Staff costs adj.	-46.0	-40.9	-23.2	-20.1	-10.5	-7.9	-21.5	-21.1
Other operating expenses adj.	-32.6	-27.3	-13.5	-16.0	-3.7	-3.3	-11.0	-10.2
Operating costs adj.	-78.6	-68.2	-36.7	-36.1	-14.2	-11.2	-32.5	-31.3
Operating costs reported	-83.5	-74.5	-42.6	-38.7	-14.8	-12.9	-34.4	-34.5
Result from equity investments	-4.8	2.5	-0.1	-0.1	0.0	0.0	1.5	0.6
EBITDA adj.	262.9	184.6	45.0	37.4	13.4	10.2	70.4	56.1

Income statement – segmental level II/II

	Clearstream (post-trading)		IFS (investment fund services)		Qontigo (index and analytics business)	
(in €m)	Q1/20	Q1/19	Q1/20	Q1/19	Q1/20	Q1/19
Net revenue	235.7	208.7	55.6	41.7	66.4	38.3
Staff costs adj.	-51.0	-51.2	-16.8	-15.5	-22.3	-6.8
Other operating expenses adj.	-22.5	-18.9	-6.1	-5.2	-10.4	-4.2
Operating costs adj.	-73.5	-70.1	-22.9	-20.7	-32.7	-11.0
Operating costs reported	-80.3	-75.1	-26.6	-23.7	-36.2	-13.8
Result from equity investments	-0.5	0.3	0.0	0.0	0.0	0.0
EBITDA adj.	161.7	138.9	32.7	21.0	33.7	27.3

Financial calendar and contact details

Financial calendar

19 May 2020	Annual General Meeting (Frankfurt)
26 May 2020	Deutsche Bank's 10th Annual Global Financial Services Conference
27 May 2020	UBS Best of Europe 1on1 Conference
29 May 2020	Jefferies Virtual Structural Winners Conference
3 Jun 2020	Piper Sandler Global Exchange & Brokerage Conference
4 Jun 2020	Deutsche Bank dbAccess Berlin Conference
10 Jun 2020	Goldman Sachs European Financials Conference
29 Jul 2020	Publication half-yearly financial report 2020
30 Jul 2020	Analyst and investor conference call Q2/2020

Deutsche Börse AG

Investor Relations

Mergenthalerallee 61

65760 Eschborn

Germany

Phone: +49 69 211 11670

Fax: +49 69 211 14608

E-Mail: ir@deutsche-boerse.com

www.deutsche-boerse.com/ir_e

Disclaimer

Cautionary note with regard to forward-looking statements: This document contains forward-looking statements and statements of future expectations that reflect management's current views and assumptions with respect to future events. Such statements are subject to known and unknown risks and uncertainties that could cause actual results, performance or events to differ materially from those expressed or implied and that are beyond Deutsche Börse AG's ability to control or estimate precisely. In addition to statements which are forward-looking by reason of context, the words 'may, will, should, expects, plans, intends, anticipates, believes, estimates, predicts, potential, or continue' and similar expressions identify forward-looking statements. Actual results, performance or events may differ materially from those statements due to, without limitation, (i) general economic conditions, (ii) future performance of financial markets, (iii) interest rate levels (iv) currency exchange rates (v) the behaviour of other market participants (vi) general competitive factors (vii) changes in laws and regulations (viii) changes in the policies of central banks, governmental regulators and/or (foreign) governments (ix) the ability to successfully integrate acquired and merged businesses and achieve anticipated synergies (x) reorganization measures, in each case on a local, national, regional and/or global basis. Deutsche Börse AG does not assume any obligation and does not intend to update any forward-looking statements to reflect events or circumstances after the date of these materials.

No obligation to update information: Deutsche Börse AG does not assume any obligation and does not intend to update any information contained herein.

No investment advice: This presentation is for information only and shall not constitute investment advice. It is not intended for solicitation purposes but only for use as general information.

All descriptions, examples and calculations contained in this presentation are for illustrative purposes only.

© Deutsche Börse AG 2020. All rights reserved.



DEUTSCHE BÖRSE
GROUP